

PATIENT INSERT

PHARMACIST, PLEASE DISPENSE WITH PRODUCT

NDC 49502-500-01 (EpiPen®)
NDC 49502-500-02 (EpiPen 2-Pak®)
NDC 49502-501-01 (EpiPen® Jr)
NDC 49502-501-02 (EpiPen Jr 2-Pak®)



1134

MANUFACTURED FOR DEY®
NAPA, CA 94558, U.S.A.
by Meridian Medical Technologies, Inc.,
a subsidiary of King Pharmaceuticals, Inc.,
Columbia, MD 21046, U.S.A.
03-535-02 10/03
0001134

For allergic emergencies (anaphylaxis)

Amount of epinephrine delivered

EpiPen® = one dose of 0.30 mg epinephrine (USP, 1:1000, 0.3 mL)

EpiPen® Jr = one dose of 0.15 mg epinephrine (USP, 1:2000, 0.3 mL)

IMPORTANT INFORMATION

Please be prepared! Read both sides of this insert before an emergency occurs!

EpiPen® and EpiPen® Jr are disposable, prefilled automatic injection devices for use during allergic emergencies. They contain a single dose of epinephrine which you inject into your outer thigh. EpiPen® and EpiPen® Jr contain **no latex**.

It's important that you have this emergency medicine with you at all times. If you need additional units to keep at work, school, etc, please talk to your doctor.

WHEN TO USE

EpiPen® and EpiPen® Jr auto-injectors are used to treat severe allergic reactions (anaphylaxis). You should use this medication only if your doctor has prescribed it for allergic emergencies. Such emergencies may occur from insect stings or bites, foods, drugs, latex, other allergens, exercise-induced anaphylaxis, or unknown causes.

CARE AND STORAGE

- Keep the EpiPen® or EpiPen® Jr auto-injector nearby and ready for use at all times.
- Store at 25°C (77°F); excursions permitted to 15°C-30°C (59°F-86°F) (See USP Controlled Room Temperature). Contains no latex. Protect from light.
- **Do NOT** store in refrigerator.
- **Do NOT** expose to extreme cold or heat. For example, do NOT store in your vehicle's glove box.

Your auto-injector has an expiration date

- Example: "DEC 05" = December 31, 2005.
- Replace it before the expiration date.


To dispose of expired units

Expired auto-injectors must be disposed of properly.

To dispose of an expired auto-injector and carrier, take it to your doctor's office or to a hospital for proper disposal.

Examine contents in clear window of auto-injector periodically

- If the solution is discolored or contains solid particles (precipitate), replace the unit. Solution should be clear.



Take advantage of the EpiPen® Center for Anaphylactic Support™—your FREE information resource for severe allergic reactions.

You'll receive expiration reminders, information about managing your severe allergic reactions, resource listings and valuable offers. To enroll please complete and mail the form below.

Mail to:

EpiPen® Center for Anaphylactic Support™
DEY®
P.O. BOX 4954
Trenton, NJ 08650

EpiPen® Center for Anaphylactic Support™ Enrollment Form

Please fill in the information below.

To ensure accuracy, please PRINT neatly in uppercase letters in black or dark-blue ink.

Your Name _____

Child's Name (if child is allergy sufferer) _____

Address _____

City _____ State _____ ZIP _____

E-mail Address _____

Opt-In: I would prefer to receive communications via e-mail: Yes No

EpiPen®/EpiPen® Jr Lot # (on unit, example 2ST059)

Exp. Date (on unit, example DEC05)

Is this your first EpiPen® prescription or a refill? First Prescription Refill

For what type of allergy was this EpiPen® prescribed?

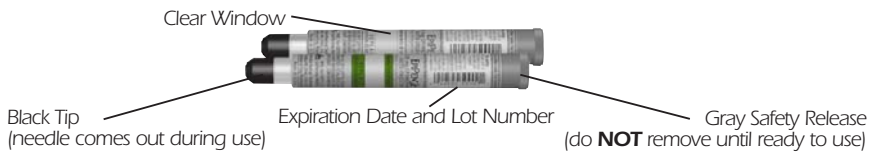
Check all that apply.

- Food
- Latex
- Other _____
- Insect bite or sting
- Medication



DIRECTIONS FOR USE

- **NEVER PUT THUMB, FINGERS, OR HAND OVER BLACK TIP.**
- **DO NOT REMOVE GRAY SAFETY RELEASE UNTIL READY TO USE.**
- **DO NOT USE IF SOLUTION IS DISCOLORED OR RED FLAG APPEARS IN CLEAR WINDOW.**
- **DO NOT PLACE PATIENT INSERT OR ANY OTHER FOREIGN OBJECTS IN CARRIER WITH AUTO-INJECTOR, AS THIS MAY PREVENT YOU FROM REMOVING THE AUTO-INJECTOR FOR USE.**



1. Unscrew the yellow or green cap off of the EpiPen® or EpiPen® Jr carrying case and remove the EpiPen® or EpiPen® Jr auto-injector from its storage tube.



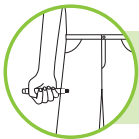
2. Grasp unit with the black tip pointing downward.

3. Form fist around the unit (black tip down).



4. With your other hand, pull off the gray safety release.

5. Hold black tip near outer thigh.



6. Swing and **jab firmly** into outer thigh until it clicks so that unit is perpendicular (at a 90° angle) to the thigh. (Auto-injector is designed to work through clothing.)

7. Hold **firmly against thigh** for approximately 10 seconds. (The injection is now complete. Window on auto-injector will show red.)

8. Remove unit from thigh and massage injection area for 10 seconds.

9. Call 911 and seek immediate medical attention.

10. Carefully place the used auto-injector (without bending the needle), needle-end first, into the storage tube of the carrying case that provides built-in needle protection after use. Then screw the cap of the storage tube back on completely, and take it with you to the hospital emergency room.

Note: Most of the liquid (about 90%) stays in the auto-injector and cannot be reused. However, you have received the correct dose of the medication if the red flag appears in window.

WARNING

- **NEVER** put thumb, fingers, or hand over black tip. The needle comes out of black tip. Accidental injection into hands or feet may result in loss of blood flow to these areas. If this happens, go immediately to the nearest emergency room.
- EpiPen® and EpiPen® Jr should be injected only into the outer thigh (see “Directions for Use”).
- Do NOT remove gray safety release until ready to use.

IMMEDIATELY AFTER USE

- **Go immediately to the nearest hospital emergency room or call 911.** You may need further medical attention. Take your used auto-injector with you.
- Tell the doctor that you have received an injection of epinephrine in your thigh.
- Give your used EpiPen®/EpiPen® Jr to the doctor for inspection and proper disposal.



Join the Free EpiPen® Center for Anaphylactic Support™ Today!

Because it's important that you always have an up-to-date EpiPen® or EpiPen® Jr with you at all times, we started an expiration reminder program as part of the *EpiPen® Center for Anaphylactic Support™*. Every time you purchase a new EpiPen®, be sure to register it with us, and we'll send you reminders so you can have an up-to-date EpiPen®.

This important program is a FREE service!

See other side for more details.