

Welcome to PowerSource

PowerSource is Pearson's online training and support website for PowerSchool.

If you have already activated your PowerSource Account proceed to page 3.

Activating your PowerSource Account:

- To start using PowerSource you will first need to activate your account. You will receive an email from powersource@pearson.com stating that an account has been created for you.
- Click on the activation link **in the email** and you will be directed to the PowerSource website to enter your password.

The screenshot shows the PowerSource website's account activation page. At the top, the Pearson logo is on the left, and navigation links for 'Products', 'Solutions', 'Support', and 'C' are on the right. Below the navigation is a header with a power icon and the text 'PowerSource'. The main heading is 'Activate Your PowerSource Account'. Below this is a sub-heading 'Activate Your PowerSource Account' in a blue bar. The page contains two password input fields: 'Password*' and 'Confirm Password*', both with masked characters. A 'Submit' button is located below the second field. At the bottom, there is a footer with the Pearson logo and the text 'Activate Your PowerSource Account'.

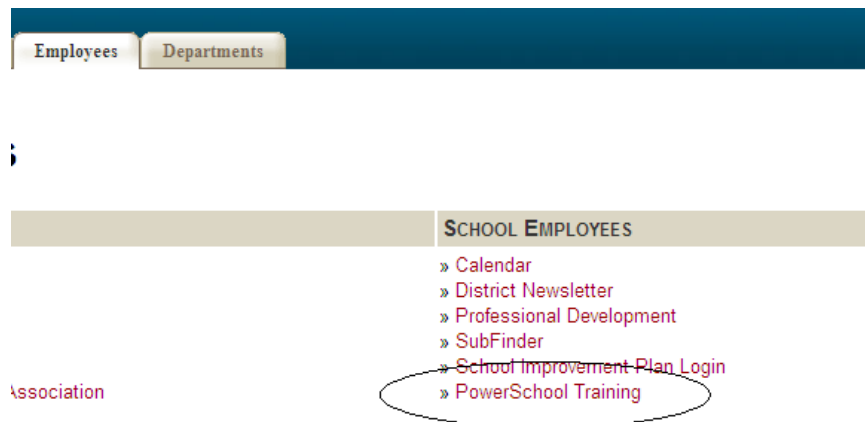
- Enter your desired password twice, then click 'Submit'
- After clicking 'Submit', you will be re-directed to the PowerSource website where you can access the online training tutorials.
- If you did not receive an activation email please contact the help desk, 801-578-8224 option 2, and we will send you another activation email.

Accessing PowerSource

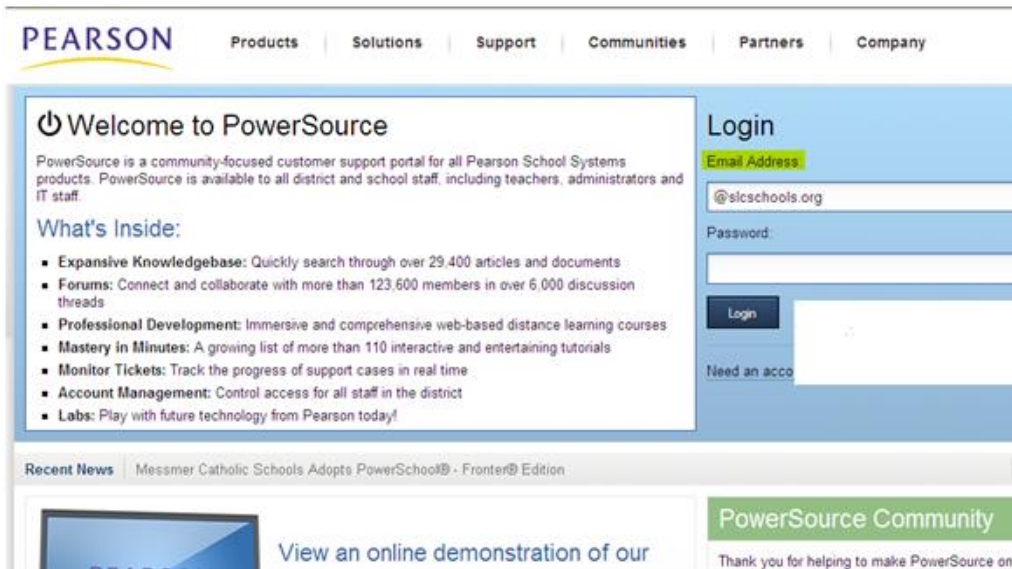
- You can access PowerSource two different ways
 - by typing the URL in your browser: <http://powersource.pearsonschools.com>
 - From the District Website, click on the 'Employees' tab



- Click on the 'PowerSchool Training' link.

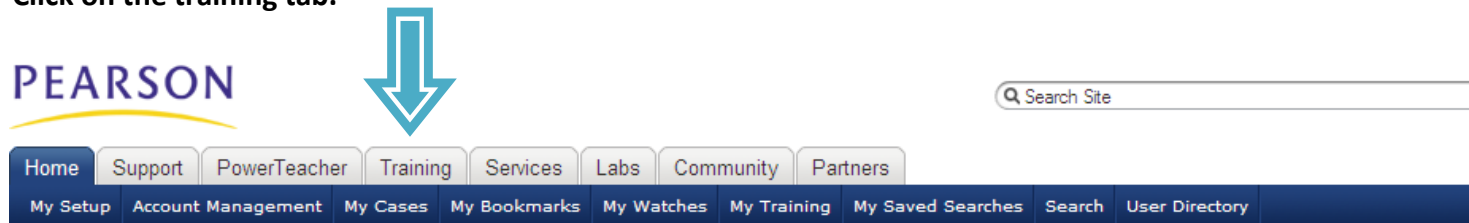


- You will then be directed to the PowerSource website.
- ***If you have forgotten your password call 801-578-8224 and select option 2***



- Login with your email address and the password you entered when you activated the account.

Click on the training tab.



Distance Learning

(Distance learning is the heart of the training. Training modules vary in length. The modules can be stopped at anytime and can be resumed at the point where you left off)

Click on Distance Learning.



Course Offerings | Course Catalog | My Training | **My Distance Learning** | My Purchase Orders | Contact Us | Downloads | More

Training Calendar	Distance Learning	Mastery in Minutes	MSBW	Course Catalog
View our upcoming instructor-led courses →	Browse full-length self-guided courses →	Locate quick answers and instant training →	Find Master Schedule Building Workshops →	Browse our extensive course catalog →

Course Offerings

[Calendar](#)
[Instructor-Led](#)
[Mastery In Minutes](#)
[Distance Learning](#)
[Request Exclusive Training](#)
[RSS Feeds](#)
[Help](#)

Filter Results By ⓘ






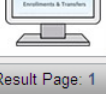
Keywords:

Roles:
 Administrative Staff
 Counselor
 Office Staff
 Teacher
 Technical Staff

Results Per Page:

[Update Results](#) [Reset](#)

Sort 6 Results By **Relevance** Title

	<p>Parent Access Setup Parent Access Setup</p>	<p>Location Online</p> <p>Date Anytime</p>	<p>Request ➔</p>
	<p>Introducing Parents to PowerSchool's Parent Portal Introducing Parents to PowerSchool's Parent Portal</p>	<p>Location Online</p> <p>Date Anytime</p>	<p>Launch ➔</p>
	<p>School, Staff, and Student Management and teacher gradebooks, and how to use the Parent Access Statistics and Grades Distribution reports</p>	<p>Location Online</p> <p>Date Anytime</p>	<p>Launch ➔</p>
	<p>PowerSchool Administration and Management and staff management, report queue management, Direct Database Access (DDA), and parent access</p>	<p>Location Online</p> <p>Date Anytime</p>	<p>Launch ➔</p>
	<p>Counselor Skills , format a letter to the parents, and modify the transcript. Audience: Counselors, PowerSchool</p>	<p>Location Online</p> <p>Date Anytime</p>	<p>Request ➔</p>
	<p>PowerSchool Communication Tools staff can use to effectively share information with students, parents, and staff members. This course</p>	<p>Location Online</p> <p>Date Anytime</p>	<p>Request ➔</p>

Result Page: 1 Results: 1 - 6 of 6

Enter Parent, Teacher, Counselor or the name of the training (*see recommended trainings below*) in the Keywords Box then click Update Results

If the course has already been requested, simply click the **Launch** button; otherwise, Click **Request**. You will be directed to a different web page where you can request the course.

Click On Request

PowerTeacher Gradebook Standards Setup

Online Class | Pearson Inc | 1 hours 0 min

Details
 Description: This course will introduce you to the operations performed in setting up standards for use with the PowerTeacher Gradebook. Subjects covered include creating a conversion scale and setting up standards score values, manually entering standards, and using Quick Import to transfer standards into PowerTool. Audience: Principals, System Administrators Course Duration: 1 hour
 Price: \$5.00

[Request](#) [Close](#)

Click on Launch to start Distant Learning Module

TITLE	TYPE	DUE DATE	STATUS	OPTIONS	DETAILS
PowerTeacher Gradebook Standards Setup	Online Class	None	Registered	Launch	
PowerTeacher Gradebook Standards	Online Class	None	Registered	Launch	
PowerTeacher Portal	Online Class	None	In Progress	Launch	
PowerTeacher Gradebook: Getting Started	Online Class	None	Registered	Launch	

Recommended Trainings

Secondary Teachers:

- PowerTeacher Portal – 39 minutes
- PowerTeacher Gradebook: Getting Started – 59 minutes
- PowerTeacher Gradebook: Working with Grades – 47 minutes
- Introducing Parents to Powerschool’s Parent Portal – 33 minutes

Elementary Teachers:

- PowerTeacher Portal – 39 minutes
- PowerTeacher Gradebook: Getting Started – 59 minutes
- PowerTeacher Gradebook Standards – 56 minutes
- Introducing Parents to Powerschool’s Parent Portal – 33 minutes

Suggested Optional Trainings for Teachers:

Power School Basics – 78 minutes

Administrators:

PowerTeacher Portal– 39 minutes

PowerTeacher Gradebook: Getting Started – 59 minutes

PowerTeacher Gradebook: Working with Grades (*Secondary*) – 47 minutes

Introducing Parents to Powerschool’s Parent Portal – 33 minutes

PowerTeacher Gradebook Standards (*Elementary Only*) – 56 minutes

Office Staff:

(PowerSchool Basics applies to everyone, and then pick the additional trainings that apply to your job role/function)

Power School Basics – 78 minutes

PowerSchool Enrollments and Transfers – 36 minutes

Managing Daily Attendance (*Elementary*) – 70 minutes

Managing Meeting Attendance (*Secondary*) – 75 minutes

School, Staff, and Student Management – 56 minutes

Managing Grades and Academic Data – 68 minutes

PowerSchool End of Term – 72 minutes

PowerSchool Health Record Management: Part One – 47 minutes

PowerSchool Health Record Management: Part Two – 47 minutes

Parent Access Setup – 34 minutes

Introducing Parents to Powerschool’s Parent Portal – 33 minutes

Counselors:

PowerSchool Basics – 78 minutes

Introducing Parents to Powerschool’s Parent Portal – 33 minutes

Automated Walk-In Scheduler – 86 minutes






Mastery in Minutes

(Mastery in Minutes videos are shorter in length and are supplemental to the Distance Learning Videos)

Click on Mastery in Minutes



Course Offerings Course Catalog My Training My Distance Learning My Purchase Orders Contact Us Downloads More

<p>Training Calendar</p>  <p>View our upcoming instructor-led courses →</p>	<p>Distance Learning</p>  <p>Browse full-length self-guided courses →</p>	<p>Mastery in Minutes</p>  <p>Locate quick answers and instant training →</p>	<p>MSBW</p>  <p>Find Master Schedule Building Workshops →</p>	<p>Course Catalog</p>  <p>Browse our extensive course catalog →</p>
--	--	--	--	--

Course Offerings

Calendar | Instructor-Led | **Mastery In Minutes** | Distance Learning | Request Exclusive Training | RSS Feeds | Help

Filter Results By ? Sort 4 Results By **Relevance** Title Views









Keywords:
Powersource

Roles:
Administrative Staff
Counselor
Office Staff
Teacher
Technical Staff

Categories:
Assessment Management
Attendance
Communication and Collab
Course Management
Enrollment

Results Per Page:
10 Results

Update Results **Reset**

	PowerSource: Knowledgebase Articles PowerSource: Knowledgebase Articles	Location Online Date Anytime Views 169	Launch 
	PowerSource: Training Resources PowerSource: Training Resources	Location Online Date Anytime Views 107	Launch 
	PowerSource: Getting Started PowerSource: Getting Started	Location Online Date Anytime Views 401	Launch 
	PowerSource Account Management PowerSource Account Management	Location Online Date Anytime Views 260	Launch 

Result Page: 1 Results: 1 - 4 of 4

You can scroll through the list of videos or enter a word in the Keywords Box then click Update Results.

Click Launch

